


TIBCO Community

- **Spotfire Enablement Hub**
Starting point for all Spotfire learning
<https://community.tibco.com/s/enablement-hubs/spotfire>
- **TIBCO Spotfire Mods**
Download or try Mods in action
<http://tiny.cc/trymods>
- **Spotfire Mods Developer's Hub**
Tutorial and Resources for developers
<http://tiny.cc/ModsDevelopersHub>
- **Spotfire Data Function Library**
Plug and play with pre-built data functions
<http://tiny.cc/e108vz>
- **Ideas Portal**
Submit new ideas or enhancements
<https://ideas.tibco.com/>



The screenshot shows the TIBCO Spotfire® website. The header includes navigation links: Home / Products / TIBCO Spotfire®. The main heading is "TIBCO Spotfire®". Below it, two bullet points describe the product: "Get guided insights, take action from AI-infused analytics and custom business applications." and "Analyze data at-rest and data in-motion to predict trends via embedded data science and advanced analytics." There are two buttons: "WATCH DEMO" and "FREE 30 DAY TRIAL". A navigation bar at the bottom contains links: Overview, Solutions, Interactive Demos, Learn & Pricing, Login, and a dropdown for "FREE TRIAL". The main content area is titled "TIBCO Spotfire Mods" and "Low-code custom analytics apps". It describes the mods as innovative "grab and go" custom visualization and analytics apps. A "TRY MODS NOW" button is present. Under "Featured Mod", there are four gauge charts and a description of the "Gauge Mod" as a configurable visualization for gauge reading.

Home / Products / TIBCO Spotfire®

TIBCO Spotfire®

- ✓ Get guided insights, take action from AI-infused analytics and custom business applications.
- ✓ Analyze data at-rest and data in-motion to predict trends via embedded data science and advanced analytics.

[WATCH DEMO](#) [FREE 30 DAY TRIAL](#)

Overview Solutions Interactive Demos Learn & Pricing Login [FREE TRIAL](#)

TIBCO Spotfire Mods

Low-code custom analytics apps

TIBCO Spotfire® Mods are innovative "grab and go" custom visualization and analytics apps that leverage the power of Spotfire® for a seamless, fit-for-purpose analytics experience. The Mods cloud-enabled framework makes it easy for anyone to build, share, and use.


[TRY MODS NOW](#)

Featured Mod

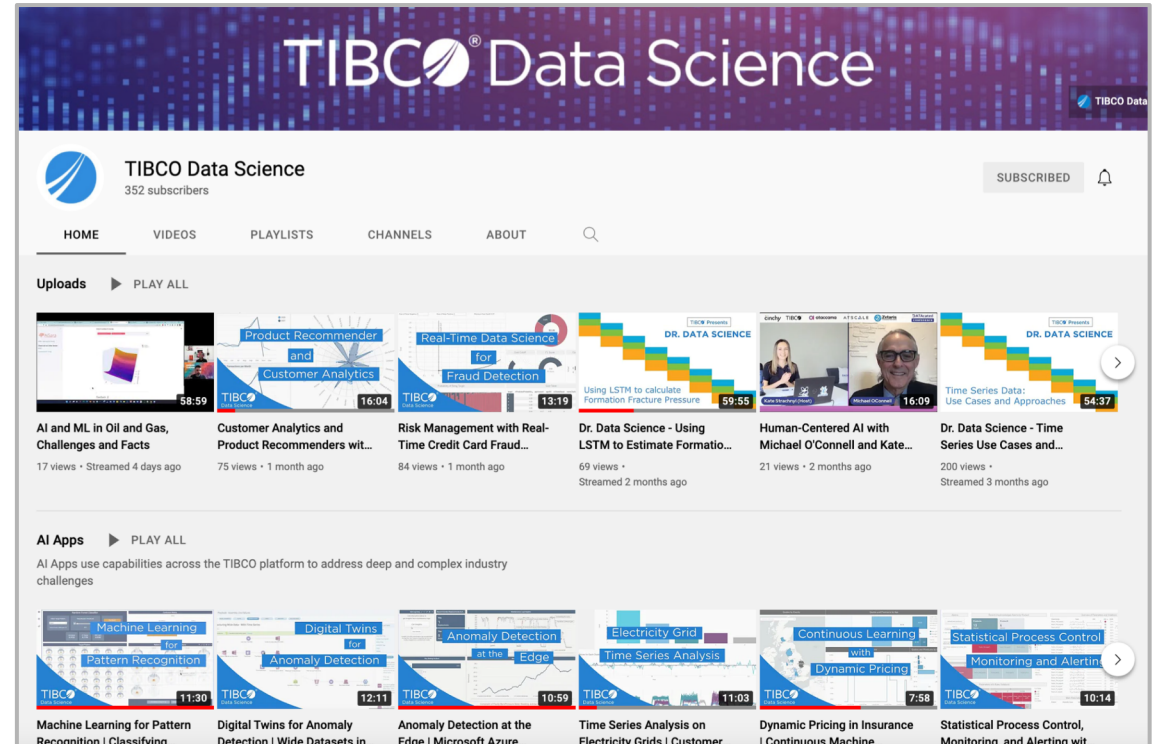
Gauge Mod

The gauge mod is a configurable visualization for gauge reading used to scale to display a specific data point using a dial over a radial scale limits.

YouTube Channels -> Subscribe



[TIBCO Spotfire](#)



[TIBCO Data Science](#)

Community Events - Stay Informed

Bookmark community.tibco.com

Join our
[TIBCO Spotfire LinkedIn Group](#)

[Dr Spotfire sessions](#)
[Quarterly Analytics Meetups](#)

contact us at
askdatascience@tibco.com

