

Revvity Signals Notebook: Materials Registration and Inventory

At a Glance

No solution is better equipped to manage your laboratory inventory than the Materials Registration and Inventory capability of the Revvity Signals Notebook. With inventory management integrated into experiment workflows, scientists track usage without leaving their experiments, ensuring that inventory levels are always up to date. By monitoring consumption, you know exactly what you have and when you need more. Never run out of supplies, and never order more than you need. Your inventory management just got simplified.

Benefits

- Simplify your inventory management: Easily keep track of all the chemicals, materials, and compounds you buy, use, synthesize, and store. Know in which building, container, or freezer they are located. Know who the current user of any material is.
- Streamline Inventory Tracking in Experiments with 1 Click: By integrating inventory management into your experiment workflows, Revvity Signals makes it easy to track usage as you go, without leaving the experiment, ensuring that inventory levels are always up to date. *(Figure 1)*

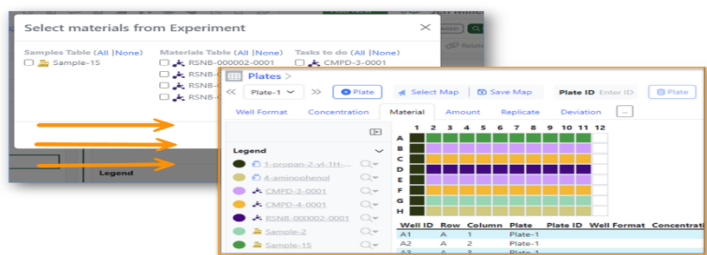


Figure 1. Signals Notebook allows you to reduce barriers in your workflow. In this figure, you can see how easy selecting materials is from your experiment with just 1- click!

- Track any and all materials: Track not just the materials you order, but the compounds you synthesize too. Materials tracked can be compounds, reagents, antibodies, samples, cell lines, plasmids, formulations — any substance with which you work.

Stay Stocked: Never Run Out of Key Supplies: Know how much of any vital substance is left for synthesis or production and when you will need to reorder. (Figure 2)

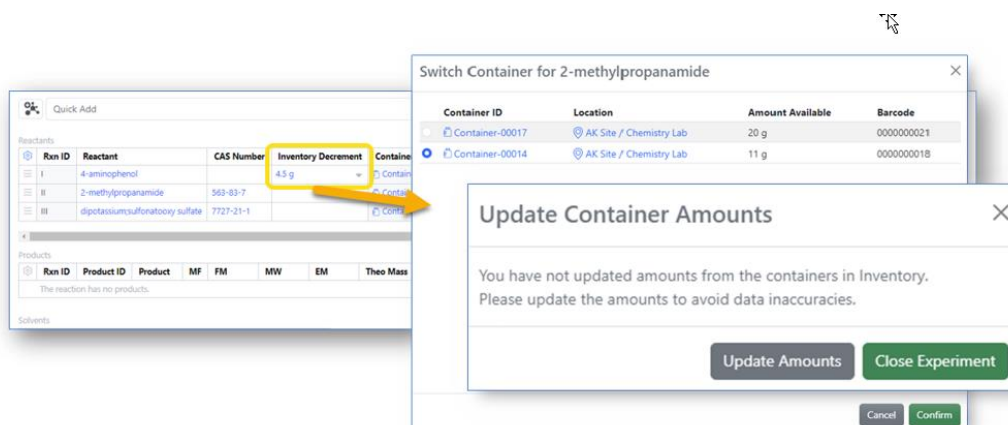


Figure 2. This demonstrates how simple it is to keep track of your inventory levels, easily reduce the count as items are used.

- Reduce waste: Optimize your inventory. Never order too much or too little.
- Breathe easy: Know that you will never run out of critical supplies or start an experiment without all the materials you need.
- Order and reorder supplies with ease: Place all material orders and reorders right in the system.

- Instant Access: Verified Chemical Safety with PubChem: PubChem Laboratory Chemical Safety Sheet (LCSS) can be pulled directly into the Reagents Materials Library and readily updated.

Key Features

- Prominent hazard data: Have toxicity and hazard information right in the experiment and with every material type. (Figure 3)

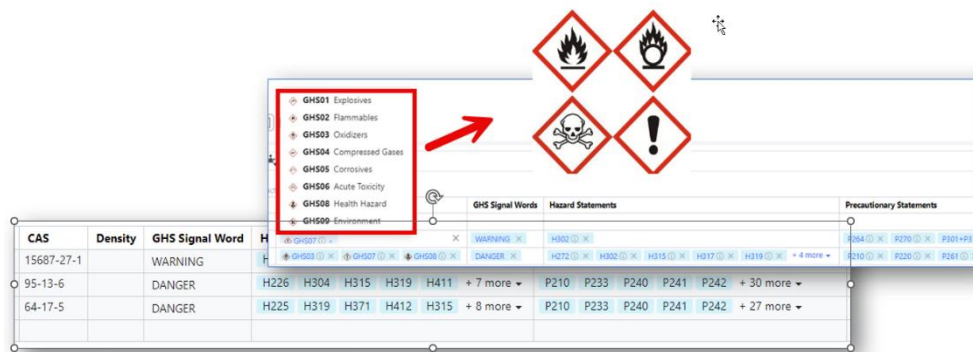


Figure 3. When conducting an experiment with hazardous chemicals, the system will display warnings about toxicity and safety precautions directly next to each material used, ensuring you are aware of the risks!

- Flexible property fields: Use the standard property fields or add custom sample properties.
- Barcode scanning: Assign a barcode to each container or location for easy identification, and scan barcodes by connecting a barcode reader. The system can create barcodes for you, or you can use your own. Barcodes are unique across locations and containers, preventing duplication.
- Materials check-in and check-out: Know who the current user of any material or substance is. When materials are used during an experiment, check in and check out are done automatically.
- Bookmarking: Bookmark the items you look for most often.
- Powerful, easy search: Search for materials by text, Chemical Structure or CAS number. Use filters for location, sublocation (such as a container or freezer), current user of the material, expiration date, GHS hazard, even temperature (what's in the freezer?). Filter by product type, quantity, what's currently available in the laboratory, and more. (Figure 4)

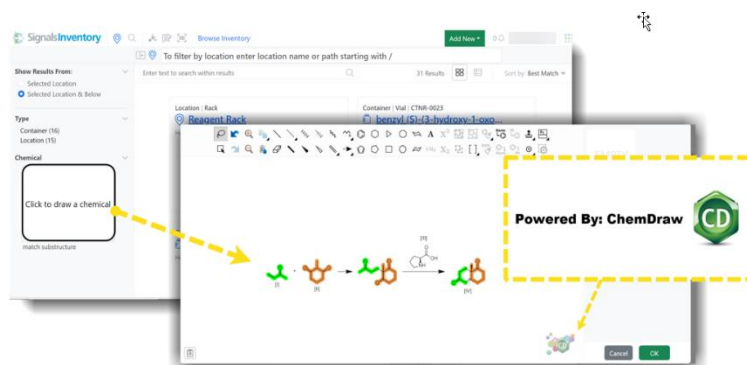


Figure 4. Signals Notebook enables you to quickly find chemical structures by leveraging the capabilities of ChemDraw.

Simplify Your Materials Management

How can you keep track of all the chemicals, materials, and compounds that you buy, use, synthesize and store in the laboratory? How will you know in which building, and in which freezer or container materials are stored? Can you keep track of how much of any vital substance is left for synthesis or production and when you will need to reorder? Do you readily know how to safely handle every substance in the laboratory? What if you had the Globally Harmonized System of Classification and Labeling of Chemicals (GHS) symbol and toxicity and hazard information right at the click of a button?

The solution to all these problems is at your fingertips, in the Materials Registration and Inventory capability of the Revvity Signals Notebook.

Streamline Inventory Tracking in Experiments with 1 Click

With the Materials Registration and Inventory capability of the Revvity Signals Notebook, inventory management is integrated into scientists' day-to-day workflows. Scientists track material usage as they work, without ever leaving an experiment. A user scans or searches for a container, checking it out and automatically linking the container to the experiment. If a user tries to close an experiment without entering a value in the Inventory Decrement cell, a prompt appears. Because inventory tracking is no longer a separate process, it never gets overlooked, and inventory levels are always up to date.

Track Any and All Materials

Track not just the materials you order, but the compounds you synthesize too. You can track any type of material, such as compounds, reagents, antibodies, samples, cell lines, plasmids, or formulations. If you use or make a substance in your laboratory, you can track it.

Assign a barcode to each container or location for easy identification, and scan barcodes by connecting a barcode reader. The system can create barcodes for you, or you can use your own.

Barcodes are unique across locations and containers, preventing duplication. The properties of each contained substance can be recorded using standard property fields, or you can add custom properties.

The system also enables checking materials in and out, so that the use and location of every substance and material are tracked and recorded. This feature also lets you know who the current user is. The system keeps track of material usage; when the entire amount is consumed, the disposed status can be recorded.

Powerful Search and Filtering

With the powerful, user-friendly search tool, you can easily search for materials using text, Chemical structure or a Chemical Abstracts Service (CAS) number. It's also easy to add filters to a search, such as by location (building or laboratory), sublocation, or by location type (such as a container or freezer); by current user of the material, or by expiration date. You can see what is currently available in the laboratory by filtering for status (what acids are available?) or amount (show only those with more than 10 g in stock). Create a bookmark to find the items you look for regularly.

Inventory and Materials Management, Simplified

The Revvity Signals Notebook Materials Registration and Inventory system takes care of all your material registration, inventory, tracking, and ordering, so you can be worry free, knowing where your materials are, when you need to order more, and where to find compounds synthesized in your organization. The headaches of managing the supply chain are gone. Your inventory and materials management have been simplified.

Try It Today! [Request a Demo](#)

The Materials Registration and Inventory capability is already built into your Signals Notebook.

Frequently Asked Questions (FAQs):

- Can the Revvity Signals Notebook Materials Registration and Inventory system be connected to a barcode reader? Yes, you can connect to a barcode reader. The system can create barcodes for you, or you can use your own. Barcodes are unique across locations and containers, preventing duplication.
- Do users have to remember to track consumption? No. Inventory management is integrated into experiment workflows, so scientists track material usage as they work. The system also reminds the user to enter this information before closing an experiment.

Tracking consumption no longer gets overlooked, and material levels are always up to date.

- Can the system keep track of the history of when materials and containers have been checked in and out? Yes! Each container has check-in and check-out tracking, and the system captures the history.
- Can I input locations so that they appear in a drop-down list? The inventory administrator can easily add locations in the systems configuration, so that users can select them from a drop-down list.
- Can we use this feature for routine reagents like salts and solvents? Certainly. Use it for any material in your laboratory, such as compound libraries, small molecules, reagents, antibodies — any substance you work with in the laboratory. Track not just the materials you order, but the compounds you synthesize too.
- Can we pull up a list of all the contents of a freezer, container, or location? Yes, you can see everything listed in any location or sublocations, down to the level of each container or freezer.




revvitysignals.com
940 Winter Street
Waltham, MA 02451 USA
P: (800) 762-4000 (+1) 203-925-4602

 Revvity Signals

 RevvitySignalsSoftware

 revvitysignals

 Revvity_Signals

 RevvitySignals