

Signals Research Suite: Complete, Unified SaaS Software Supports the Make-Test-Decide Lifecycle

Variability across scientific research projects has resulted in siloed point solutions addressing individual use cases. But that approach has hampered the seamless collaboration and data sharing across biology, chemistry, and formulation that is critical to generate insights that drive drug development.

Signals Research Suite is designed for researchers to collaborate from early research through early development, supporting the entire Make-Test-Decide lifecycle in a cloud-native, unified software platform.



[Request a Demo Today!](#)

- Collaborate across all R&D disciplines; adapt dry and wet-lab work in real time
- Control workflow configurations for every technique, modality, and data type
- Make better tactical and strategic decisions based on analysis of more complete data
- Support data integrity and regulatory compliance
- Scale to meet business needs
- Meet IT requirements for automatic updates, cloud security controls, SOC2, compliance

Built on the Signals Platform

Signals Research Suite leverages the unified Signals technology platform, including Spotfire® and ChemDraw® to power its data management, analytics and visualizations, and configurable workflows. The Suite’s portal gives users secure single-login access to all applications, while administrators can manage their organizations’ access/permission levels for all Suite users and groups. Once in the Suite, users find a streamlined, seamless interface and a help center housing data tutorials, training videos, and software release information.

IT benefits from automatic updates, cloud security controls, and SOC2 compliance in a single SaaS installation. The Suite can be deployed in either a multi-tenant or private-cloud environment. Signals Research Suite scales up rapidly to address business needs.

The Suite, Figure 1, automates both routine tasks and workflows, increasing productivity across data capture, cataloging, analysis, and sharing while illuminating insights that drive innovation. Data integration and record-keeping rigor means data is findable, accessible, interoperable, and reproducible (FAIR), aiding in data integrity and regulatory compliance.

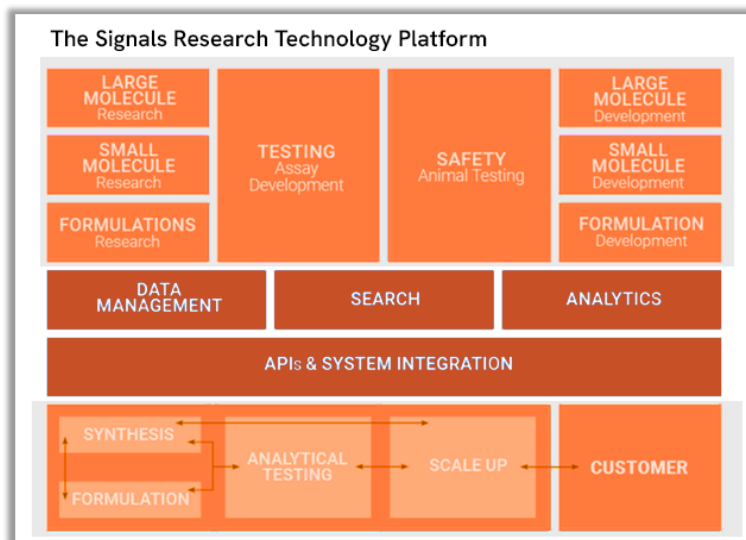


Figure 1: Signals Research Suite unites all scientific program work in one platform, spanning from early research to in vitro testing and safety to early development. It provides workflows combining formulation and synthesis steps with analytical testing and scale up. Based on Revvity Signals modern Signals technology platform for data management, the Suite enables no-code search and shareable best-practice data analysis workflows.

Signals Research Suite

Powered by Revvity Signals technology platform, the Signals Research Suite includes a trio of scientifically intelligent, unified software capabilities that collectively address the end-to-end needs of research scientists.

The Signals Research Suite includes unified software applications that collectively address the end-to-end needs of research scientists:

- **Signals Notebook** - This user-friendly, cloud-based electronic lab notebook facilitates collaboration and data management to capture, organize, share, and explore data. Plan, perform, and document experiments to avoid duplication of work and to maximize insights into your wet-lab workflows. Signals Notebook is the only ELN integrated with ChemDraw®, the gold-standard chemical drawing and communication software.
- **Data Processing** - Leveraging Spotfire® for data analysis and visualization of all modalities, this capability unites assay development, low- to ultrahigh-throughput production assays, high content screening, and in vivo studies, enabling users to search across all assay and screening data in a single solution. As a central data processing platform for all types of experiment workflows, Signals Data Processing lets you parse instrument files, process data using automatable calculation templates, and capture results.
- **Data-driven Analytics** - This next-generation data management system analyzes scientific results. Data-driven Analytics capabilities enables efficient access and analysis of all scientific results collected throughout the R&D life cycle. With all the chemical and biological analytic functionality of Revvity Signal's Lead Discovery Premium, plus advanced query and data management capabilities, it helps users find and retrieve any test or assay result plus associated compound or biologic sequence information across experiments, projects, and departments. The Data-driven Analytics capabilities provide sub-second query responses across even the largest of databases. Scientists can easily transfer the relevant subsets of data into analytic dashboards without any programming, manual data-wrangling, or reformatting

Suite users can work on use cases involving early and later-stage in vitro assays, cell line optimization, biologics process optimization, in vitro DMPK assays, animal pharmacokinetic studies, and late-stage animal efficacy and safety studies as well as for specialty chemicals and formulations development. *Figure 2.*

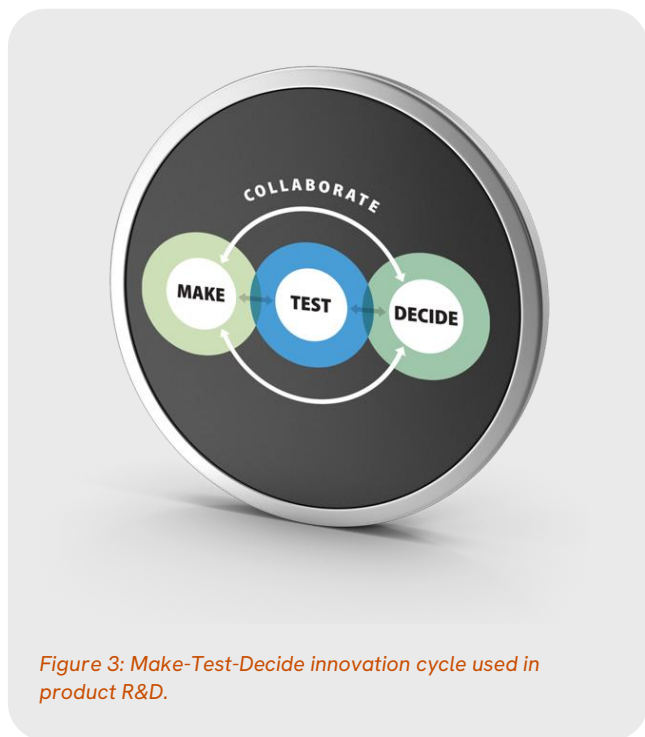


Figure 3: Make-Test-Decide innovation cycle used in product R&D.

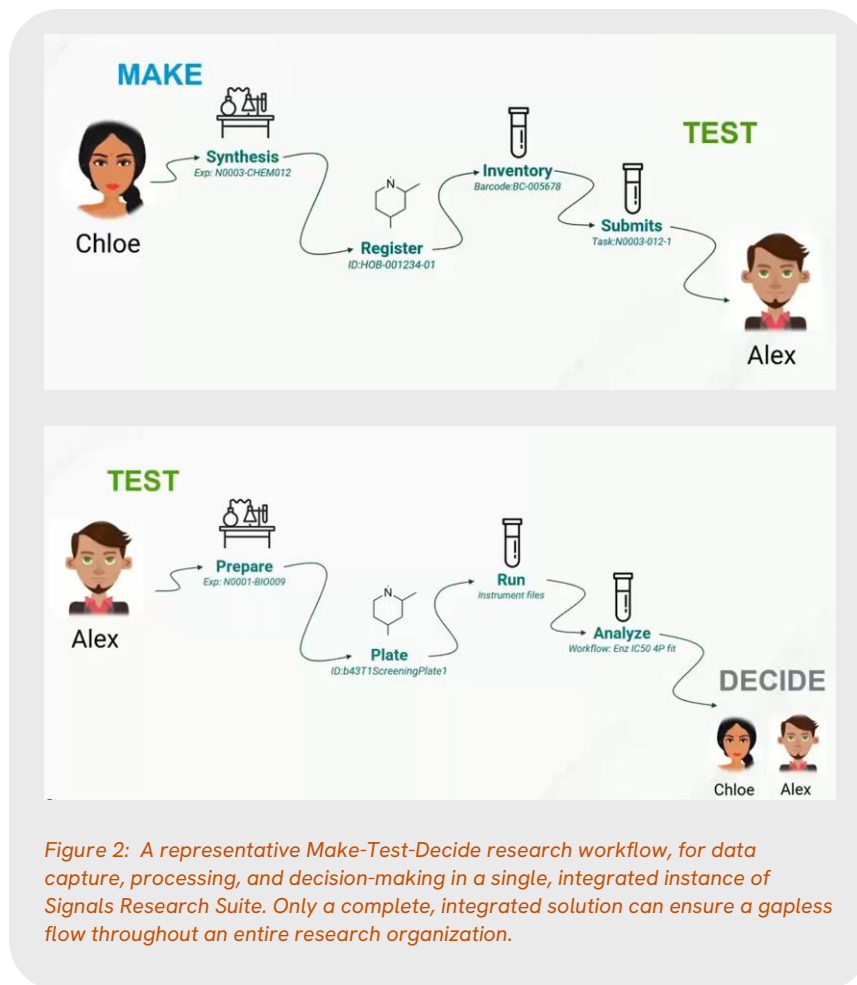


Figure 2: A representative Make-Test-Decide research workflow, for data capture, processing, and decision-making in a single, integrated instance of Signals Research Suite. Only a complete, integrated solution can ensure a gapless flow throughout an entire research organization.

Key Capabilities

- Define and manage data processing and calculation templates
- Analyze results across experiments and studies and compare formulations and run details
- Perform audit trails for configuration, material management, experiment and study execution
- Collaborate internally and externally on study- and project-based access control models
- Create and manage all lab protocols and recipes in one place
- Automatically ingest instrument files, share parsing routines and data-handling workflows, and use normalizations and curve-fits
- Mine data for both formulations and analytical endpoints to gain insight and compare performance

End-to-end data management and workflow support

Signals Research Suite is one data management and analysis SaaS solution serving the entire R&D Make-Test-Decide, Figure 3, lifecycle. It fully captures experiment data with transparency, connectivity, and interoperability for multidisciplinary collaboration. Users experience seamless workflows, lab automation, automatable instrument data processing, and more in an extensible solution for integration with internal and partner systems and processes.

Learn more about the Revvity Signals Research Suite to increase your chance for market success, visit:

<https://revvitysignals.com/products/research/signals-research-suite>




revvitysignals.com

940 Winter Street
Waltham, MA 02451 USA
P: (800) 762-4000 (+1) 203-925-4602

 Revvity Signals

 RevvitySignalsSoftware

 revvitysignals

 Revvity_Signals

 RevvitySignals

Copyright ©, Revvity, Inc. All rights reserved. Revvity® is a registered trademark of Revvity, Inc. All other trademarks are the property of their respective owners.