

# Every Chemist Can Draw With ChemDraw<sup>®</sup>

The Drawing Tool for Chemists Who Can't



revvity  
signals

# BETTER DRAWING CREATES BETTER CHEMISTRY


You may think you know ChemDraw®  
but you don't know the half of it.

From a simple drawing tool to a chemically intelligent application, ChemDraw has evolved into a software chemists and research scientists rely on for everyday tasks.

Today, ChemDraw is more advanced than ever.

Whether you're an experienced chemist or an aspiring one, our software allows you to find your way around organic chemistry without having to master drawing.

 [Skip to page 9 for a free trial.](#)



# NO DRAWING SKILLS? NO PROBLEM.

Let's face it, you're a chemist, not an artist. Stick to what you know and let ChemDraw handle the heavy lifting.

## CHEMDRAW SPECIALTIES INCLUDE:

- The ability to generate a chemical structure from a name and vice versa
- Direct access to analytical and chemical property data of structures and their fragments
- Organizational tools and shortcuts like alignment and distribution, scaling, and coloring expedites reporting
- Cloud compatibility
- A variety of complex, predrawn graphical templates covering chemistry, chemical biology, and biology



Enter a common or IUPAC name of a given molecule to immediately retrieve the structure.

ChemDraw Add-in - ChemACX.com Structure from CA...  
CAS Registry Number  
58-08-2  
Cancel Search

Generate a structure from a name, CAS RN, InChI, or SMILES string.

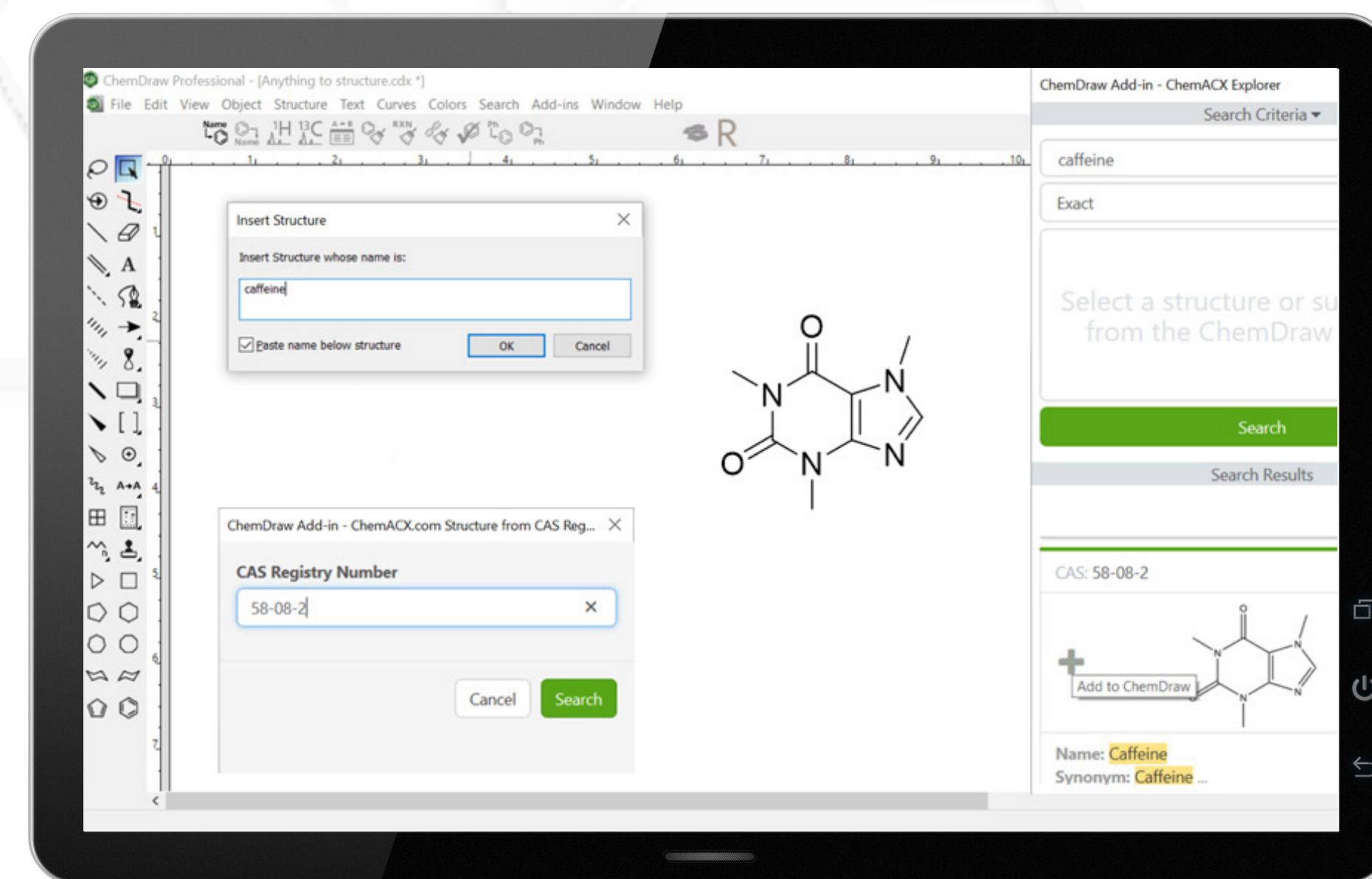
ChemDraw Professional - [Anything to structure.cdx \*]  
File Edit View Object Structure Text Curves Colors Search Add-ins Window Help  
Insert Structure  
Insert Structure whose name is:  
CAFFEINE  
 Paste name below structure  
OK Cancel  
ChemDraw Add-in - ChemACX.com Structure from CAS Reg...  
CAS Registry Number  
58-08-2  
Cancel Search  
caffeine  
Exact  
Select a structure or substructure from the ChemDraw  
Search  
Search Results  
CAS: 58-08-2  
Add to ChemDraw  
Name: Caffeine  
Synonym: Caffeine ...

# FROM NAME TO STRUCTURE

Generating a chemical structure from its name is one of ChemDraw's smartest features, and there are several tricks that help you do it quickly.

## FOR EXAMPLE:

- Generate an entire molecule without having to draw it – just by pressing an icon or using a keyboard shortcut
- Type a full chemical name – or even common synonyms for that name – to automatically produce a full structure (think caffeine, not 1,3,7-trimethyl-3,7-dihydro-1H-purine-2,6-dione)
- Easily look up definitions in ChemACX, the Revvity library of over 10 million commercially available substances
- Identify molecules through their CAS registry number (CAS RN) using ChemDraw add-ins – simply type in the number and the structure immediately appears
- Find common chemical identifiers online and easily copy and paste the chemical text strings directly into ChemDraw, either on your desktop or through the ChemDraw mobile app



# TOOLS FOR DEEPER ANALYSIS

Save time every day with direct access to selected data about a created structure and its fragments.

## FOR EXAMPLE:

- Generate basic information through the analysis window
- Calculate exact masses of fragments through the fragmentation tool
- Determine if you synthesized the desired compound with predicted NMR spectra
- Process and annotate NMR, MS, LC/MS, or GC/MS data files with MestRenova ChemDraw Edition

**Analysis**

<input checked="" type="checkbox"/>	Formula:	C <sub>10</sub> H <sub>18</sub> O
<input checked="" type="checkbox"/>	Exact Mass:	154.13577
<input checked="" type="checkbox"/>	Mol. Wt.:	154.25300
<input checked="" type="checkbox"/>	m/z:	154.13577 (100.0%), 155.13912
<input checked="" type="checkbox"/>	Elem. Anal.:	C, 77.87; H, 11.76; O, 10.37

Decimals: 5

Paste

The analysis window helps you characterize analytical samples.

ChemDraw Professional - [Analytical tools.cdx \*]

File Edit View Object Structure Text Curves Colors Search Add-ins Window Help

Analysis

<input checked="" type="checkbox"/>	Formula:	C <sub>10</sub> H <sub>18</sub> O
<input checked="" type="checkbox"/>	Exact Mass:	154.13577
<input checked="" type="checkbox"/>	Mol. Wt.:	154.25300
<input checked="" type="checkbox"/>	m/z:	154.13577 (100.0%), 155.13912
<input checked="" type="checkbox"/>	Elem. Anal.:	C, 77.87; H, 11.76; O, 10.37

Decimals: 5

Paste

Chemical Properties

<input checked="" type="checkbox"/>	Boiling Point:	528,66 [K]
<input checked="" type="checkbox"/>	Melting Point:	224,7 [K]
<input checked="" type="checkbox"/>	Critical Temp:	684,9 [K]
<input checked="" type="checkbox"/>	Critical Pres:	25,71 [Bar]
<input checked="" type="checkbox"/>	Critical Vol:	576,5
<input checked="" type="checkbox"/>	Gibbs Energy:	39,84 [kJ/mol]
<input checked="" type="checkbox"/>	Log P:	2,49
<input checked="" type="checkbox"/>	MR:	51,64
<input checked="" type="checkbox"/>	Henry's Law:	2123,63
<input checked="" type="checkbox"/>	Heat of Form:	-187,1 [kJ/mol]
<input checked="" type="checkbox"/>	tPSA:	20.23
<input checked="" type="checkbox"/>	ClogP:	2.969
<input checked="" type="checkbox"/>	CMR:	4.9177
<input checked="" type="checkbox"/>	LogS:	-1.888
<input checked="" type="checkbox"/>	pKa:	14.590

Paste Report

Chemical Formula: C<sub>15</sub>H<sub>24</sub>O  
Exact Mass: 71,049

geraniol

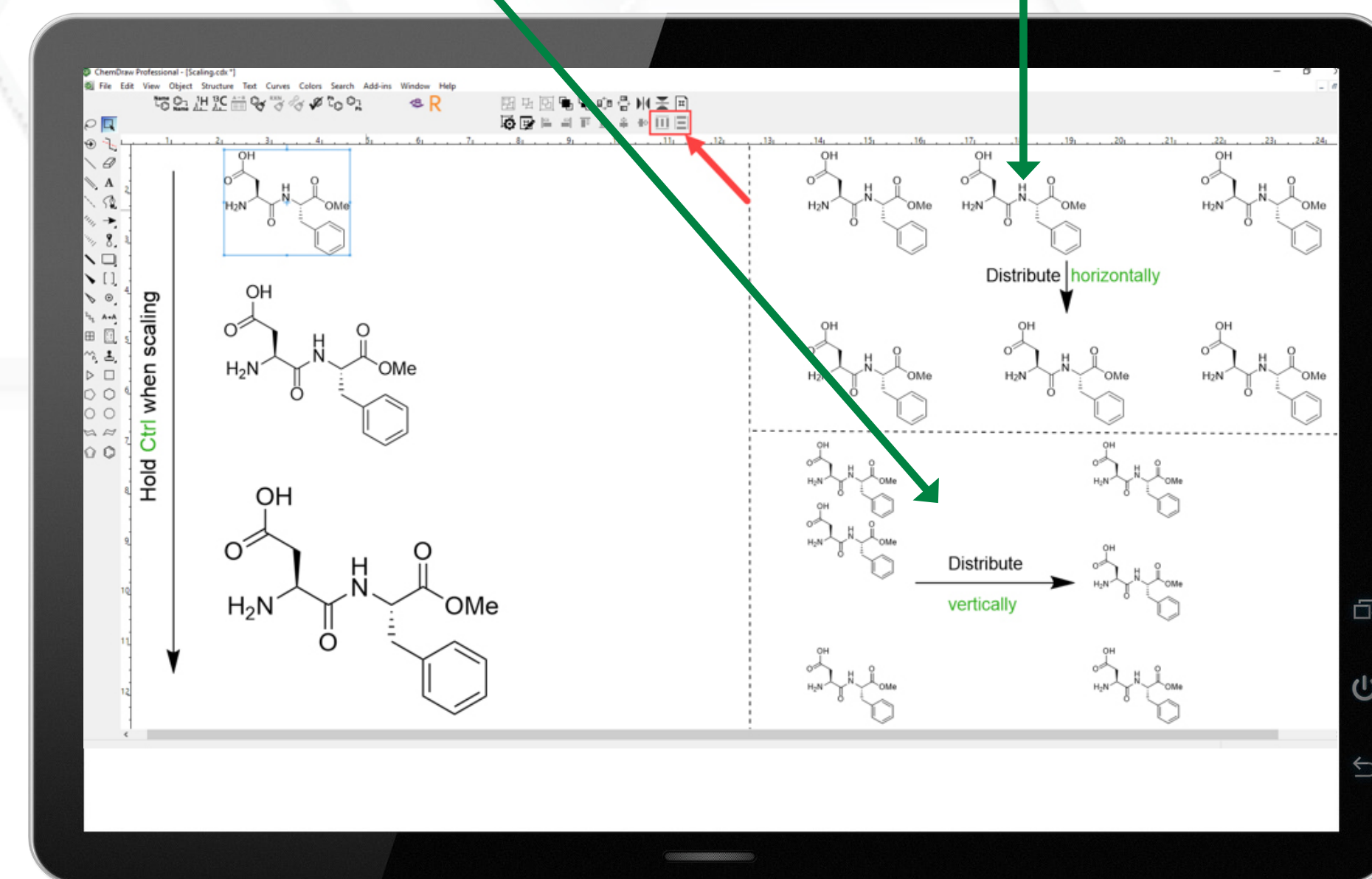
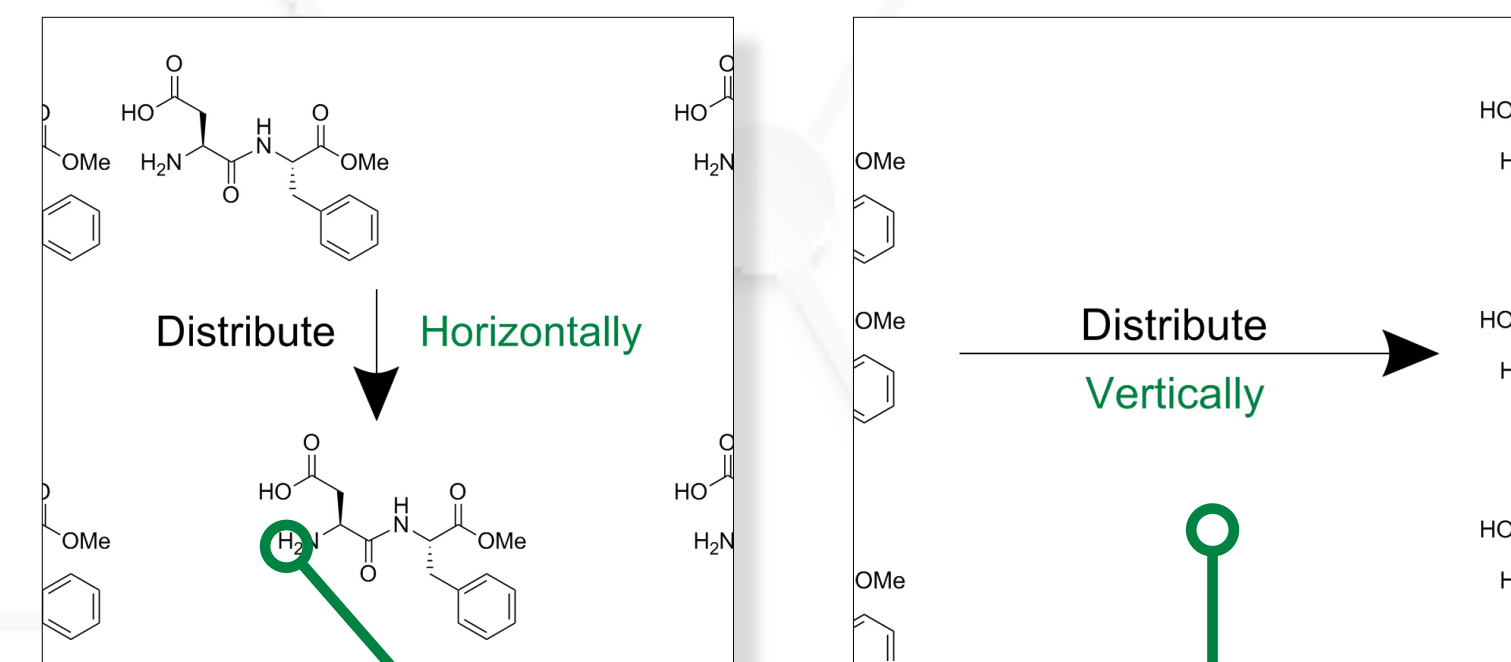

# ALIGN. DISTRIBUTE. REPEAT.

Annoyed by molecules that aren't arranged neatly? Yeah, we are too. That's why ChemDraw has several alignment features built right in!

## FOR EXAMPLE:

- Align structures by top, bottom, and middle planes as well as left, right, and center
- Easily align specific atoms or bonds
- Distribute selected molecules horizontally or vertically with just one click

Find functions in the Object toolbar or by following the shortcuts shown in the screenshot.




# REPORTING IN REAL TIME

You've done your analysis, and now you're ready to report your results. ChemDraw structures can be copied and pasted directly into Microsoft® Word and Powerpoint while still maintaining their high quality.\*

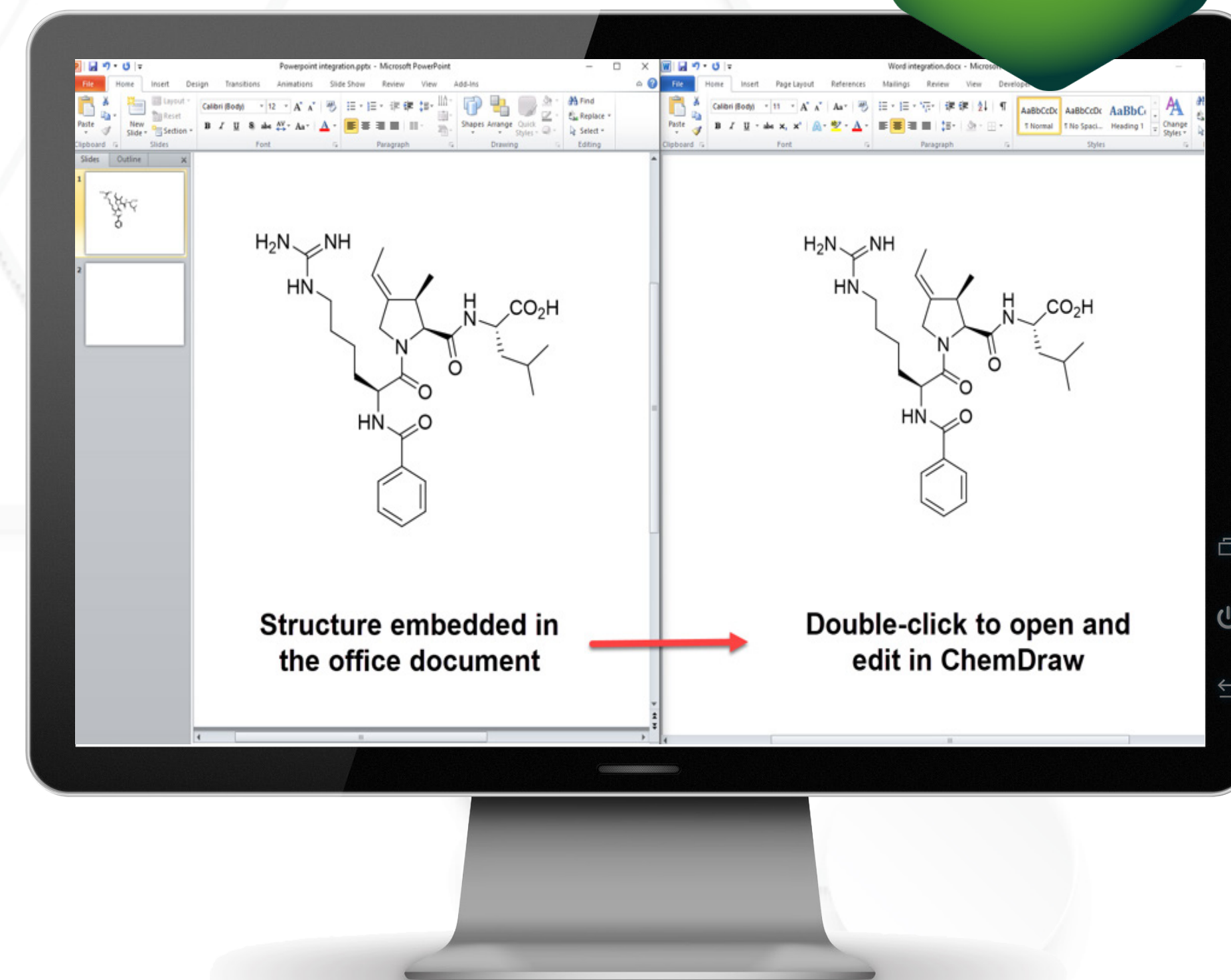
## EASILY PUT TOGETHER SLIDES OR REPORTS.

ChemDraw will automatically open when you **double click** on the structure. Your edits will be saved and displayed in real time within the Microsoft® application.\*

DOUBLE CLICK



Copy, paste, and edit your molecules within MS Office documents.



\*Editing by double-clicking is only available on the Windows PC.

 Skip to page 9 for a free trial.






CREATE YOUR FIRST MASTERPIECE NOW!



CLICK HERE FOR A FREE TRIAL



revvity  
signals

Revvity Signals Software, Inc  
77 4th Avenue | Waltham, MA 02451 USA  
P: (800) 762-4000 or (+1) 203-925-4602  
[revvitysignals.com/company/contact](https://revvitysignals.com/company/contact)

Copyright ©, Revvity, Inc. All rights reserved. Revvity™ is a registered trademark of Revvity, Inc. All other trademarks are the property of their respective owners.