



## Revvity Solutions For Clinical Data Review

### AT A GLANCE

Revvity's Data Review solution is built on Spotfire®. It is the leading analytics and data discovery software in life sciences, used by leading pharmaceutical, biotechnology, medical device, and CROs globally.

### BENEFITS

#### Fastest to Actionable Insight

Increase agility by providing users with unmatched speed and flexibility to anticipate, answer, and act on medical review questions, speeding data review and connecting to common industry data sources. Provide a common set of analyses across functional groups, increasing cross functional collaboration, and cross functional data surveillance.

#### Visibility into the Unknown

Uncover trends and patterns that represent risks or opportunities through intuitive visualizations, analytic dashboards, and applications. Easily review data holistically at an aggregate Population level (per site, per demography, per treatment cohort, etc.), and drill down to Domain and individual Patient levels.

Revvity's Clinical Data Review solution provides Medical Monitors, Safety Review Teams, Biostatisticians, Data Managers, Pharmacologists, and others challenged with analyzing clinical trial data the ability to quickly spot outliers, dig deep into the data, and take questions to the next step.

By providing a 360-degree view into Patient Demographics, Adverse Events, Labs, Vitals/ECG Results, Concomitant Meds, and other safety domains, the platform provides a common set of analytic capabilities to optimize cross functional data surveillance.

Guided analytic workflows are based on job function and industry standard practices. Organizations benefit from an increase in operational efficiencies as they can reduce reliance on Biostatistics and IT groups to fulfill requests for ad hoc reports, which typically creates long time delays and rework. This frees Biostatistics and others to focus on higher value projects.

**BENEFITS (Cont.)**

**Self-Service Discovery**

Empower a wide spectrum of users to perform self-service discovery of clinical data to free Biostatistics and IT groups for higher value projects. This reduces the volume of “ad hoc reporting” and associated time delays and rework for Biostatistics and others, while freeing them to focus on higher value projects.

**Universal Adaptability**

Empower a wide spectrum of users with no advanced statistical, technical, or computer skills to freely explore clinical data, providing a common language and platform, optimizing medical data review, data management, and cross functional collaboration.

**Spotfire® is recognized as the**

“de facto end user of choice for the strategic assessment of clinical data.”

– IDC Health Insights, “Familiar and User-Friendly: Spotfire® Owns the Front End in the Life Sciences

“Revvity has enabled us to overcome our previous clinical data review challenges resulting in a significant reduction in time spent conducting medical reviews.”

– Medical Doctor Clinician at a top 10 global biopharmaceutical company

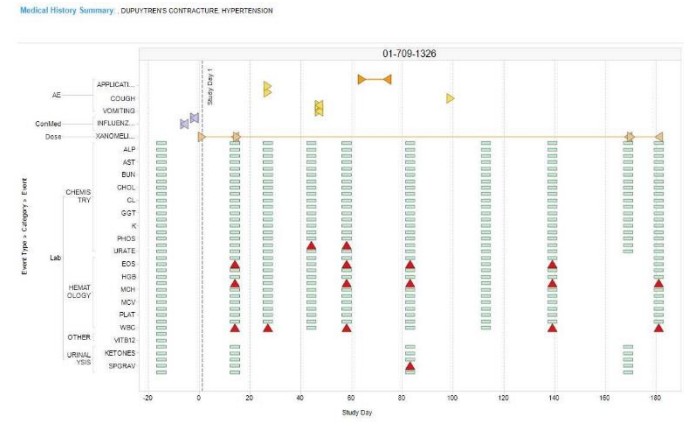
A Phase 1 interdisciplinary project team consisting of biostatistics, clinical, safety, and others at a top 10 global pharmaceutical company won an internal award for their approach to clinical review on a very high priority project.

Other top 10 pharma companies have deployed globally across all of clinical pharmacology where they look at dose adjustments interactively in a team environment and can quickly interrogate the data.

**ATTRIBUTES AND CAPABILITIES**

**Hide the Complexity**

Easy to understand visualizations such as Graphical Patient Profile can be leveraged without getting bogged down in data aggregation and report compilation.



**Easily Visualize the Data in One View**

Other top 10 pharma companies have deployed globally across all of clinical pharmacology where they look at dose adjustments interactively in a team environment and can quickly interrogate the data. One Adverse Events dashboard can be leveraged instead of a suite of Adverse Events reports. Adverse Events across all trials, sites, and regions can easily be investigated, viewed in the context of type and severity. Other highlights include industry standard visualizations to review Risk Profiles (Relative Risk Profiles), Abnormal Data Analysis, Shift Plots, DILI Reporting, and Data Quality Assessment.




## RETURN ON INVESTMENT FROM CUSTOMERS:


- Save days per week per trial in medical review. For a top 10 global biopharmaceutical, fast medical review of clinical data resulted in a 20-40% increase in productivity, translating into a savings of 3-4 days per month over a 10- week study.
- Reduce database lock down prep time and unfrozen databases
- Quickly establish a safety profile of the data
- Explore interesting patients to better understand key attributes, take questions to the next step
- Facilitate strict protocol adherence monitoring
- In seconds, visualize data in just 3 or 4 clicks, vs. spending days waiting for static reports.




[revvitysignals.com](https://revvitysignals.com)  
77 4th Avenue  
Waltham, MA 02451 USA  
P: (800) 762-4000 (+1) 203-925-4602

 Revvity Signals

 RevvitySignalsSoftware

 revvitysignals

 Revvity\_Signals

 RevvitySignals