


# 5 STEPS for ELN SUCCESS

Choosing an electronic lab notebook  
that fits your R&D organization



## STEP 1 DEFINE SUCCESS

Your ELN must address your challenges - so outline the criteria that a successful deployment must meet.

- Determine key outcomes you need to achieve
- Look beyond paper and don't simply automate your existing paper-based processes
- Let productivity drive enhancements: measure the value of better collaboration, improved data quality, and IP protection



## STEP 2 PREPARE FOR CHANGE

Get buy-in from leadership for change management, and show researchers, lab analysts, and others there's a better way!


- Get your scientists and IT professionals together to decide how best to bring new and legacy technologies together
- In addition to technology concerns, pay attention to any behavioral challenges you need to overcome
- Decide whether an on-premise, hosted, or cloud ELN works best for your lab's size and setup



## STEP 3 ARTICULATE DESIRED OUTCOMES

ELN's benefits range from better-designed experiments to employee hiring and retention.


- Improved data quality, consistency, and integrity
- Reduced repetition and rework
- Data standardization and centralization
- Efficient data search, retrieval, and comparison



## STEP 4 UNDERSTAND ROI

The financial case for an ELN stems from:

- Up to 7.5% per user boost in R&D productivity and cost effectiveness
- A 25% improvement in IP - more patents, higher quality, and compliant data
- 20% to 30% efficiency boost over paper based methods



## STEP 5 CHOOSE WISELY

Evaluate vendors for their experience, post-sales service and support, longevity and stability, and overall product quality:

Cloud-native **SIGNALS™ NOTEBOOK** leverages modern technology for workflow and decision support plus global collaboration, with no downloads needed, no hardware to buy, and no IT assets to maintain.

revvity  
signals